

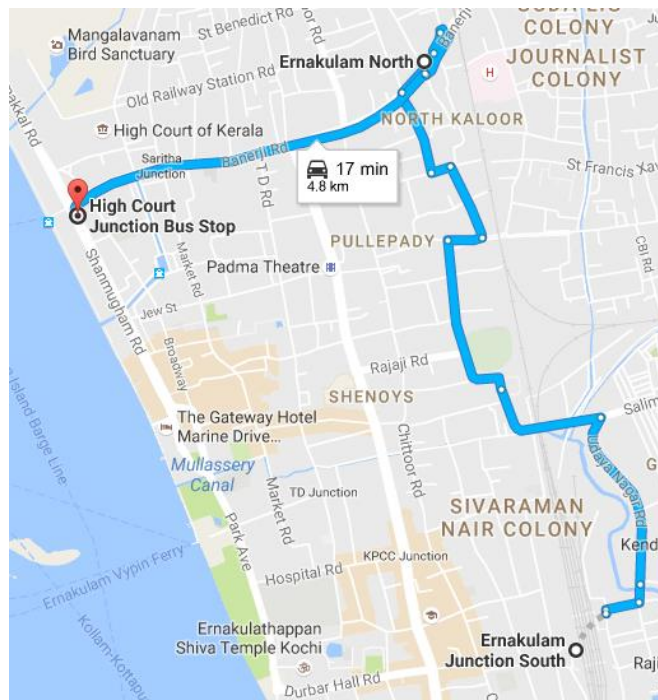
General Information to Participants

Day	Venue	Timing
DAY – 1 : 06/09/2016	Bolgatty Palace & Island Resort	9.30 AM – 8.30 PM
DAY – 2 : 07/09/2016	Rajagiri School of Engineering & Technology, Kochi (RSET)	8.30 AM – 6.00 PM
DAY – 3 : 08/09/2016	Rajagiri School of Engineering & Technology, Kochi (RSET)	8.30 AM – 2.30 PM

(For Detailed Programme, refer http://acc-rajagiri.org/acc2016/IACC-2016_Schedule_v2-1.pdf)

- Cochin International Airport to RSET : 28 Km (Approx.)
- Aluva Railway Station to RSET : 18 Km (Approx.)
- Ernakulam Junction Railway Station (a.k.a. Ernakulam South) to RSET : 13 Km (Approx.)
- Ernakulam Town Railway Station (a.k.a. Ernakulam North) to RSET : 12 Km (Approx.)

Reaching Bolgatty Palace from Nearby Places (on 6/09/2016)

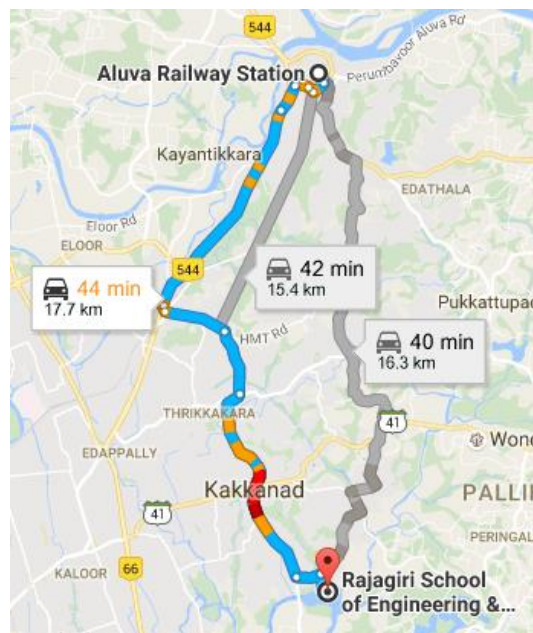


- One could reach “Ernakulam High Court Junction” and board “mini bus shuttle service” arranged by Conference organisers to reach Bolgatty Palace.

- Mini Bus Pick Up Point – Opposite to “Ashis Super Market” (Contact Jeff Boban : +917025594958)
- Mini Bus Pickup Timings
 - Trip 1 : 9.00 AM
 - Trip 2 : 9.30 AM
 - Trip 3 : 12.00 PM
 - Trip 4 : 12.30 PM
- Bus Service is arranged through one arterial route after the conclusion of activities on Day 1.
 - Route
 - Bolgatty Palace – High Court Junction – Kaloor Bus Stand – Palarivattom – Kakkanadu – Rajagiri School of Engineering & Technology

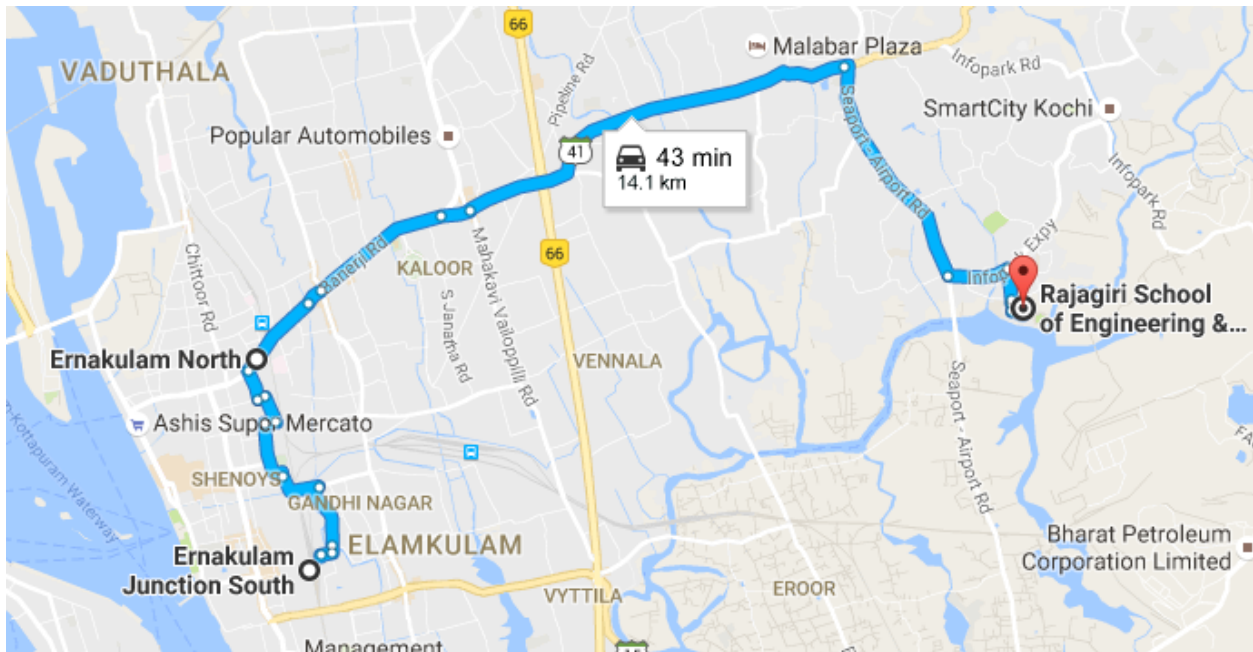
Reaching Rajagiri School of Engineering & Technology from Nearby Places (7/09/2016 & 8/09/2016)

From Aluva Railway Station



- All KSRTC buses (From KSRTC Bus Stand, which is near to Aluva Railway Station) to **Trippunithura** through “**Airport – Seaport Road**” drop you at the **Rajagiri Bus Stop**. Then use auto rickshaws that will take you to the college 1 km's from the Bus Stop.

From Ernakulam South (near to Ernakulam Junction Railway Station), Ernakulam North (near to Ernakulam Town Railway Station)



- All buses to **Kakkanadu** drop you at the **Civil Station Bus Stop**. Then use auto rickshaws that will take you to the college 3 km's from the Bus Stop.
- “**Mini bus shuttle service**” arranged by Conference organisers to reach Rajagiri School of Engineering & Technology from **Civil Station Bus Stop, Kakkanadu**.
 - Mini Bus Pick Up Point – **Civil Station Bus Stop** and **Info Park Gate – Rajagiri Bus Stop** (Contact **Jeff Boban : +917025594958**)
 - Mini Bus Pickup Timings
 - Trip 1 : 8.30 AM
 - Trip 2 : 9.30 AM
 - Trip 3 : 10.30 AM
 - Trip 4 : 1.30 PM (**Only on Day 2**)
 - Mini Bus Drop Timings - **Civil Station Bus Stop, Kakkanadu**
 - Trip 1 : 1.00 PM
 - Trip 2 : 3.30 PM
 - Trip 3 : 6.00 PM (**Only on Day 2**)

Climate in Kochi

- Temperatures range between 17 degrees Celsius and 33 degrees Celsius.
- Do make sure you carry an umbrella or raincoat.

Spot Registration

- Spot registration (Regular Participants) is available for Preconference Tutorial on Day 1. (For registration and fee structure Refer : http://acc-rajagiri.org/acc2016/ICACC_a3s.pdf).
- Spot registration (Regular Participants) is available for **Preconference Tutorial on Day 1 and regular tracks on Day 2 and Day 3**. (Rs.3000/- per head).
- The aspirants should take prior permission by sending an email to joishgeorge@gmail.com with the subject line "PERMISSION FOR SPOT REGISTRATION." The brochure & schedule may be downloaded from <http://acc-rajagiri.org/>

Admission Policy – Lunch, Banquet Dinner and Boat Cruise

- During the registration process at conference venue, Authors will get Conference kit, Three Lunch Coupons, One entry ticket for Boat Cruise and One entry ticket for banquet dinner.
- Admission to dining area is restricted to invited speakers/guests/ presenting author and Spot Registering.
- Admission to boat cruise and banquet dinner is restricted to invited speakers/guests and presenting author.

Boat Cruise

- Timing : 3.00 pm – 4.00 pm
- A cruise into Kochi Backwaters area with spectacular view of Marine Drive, Chinese Fishing Nets, Bolgatty Island, Willington Island and Kochi Port.
- Admission to Conference Boat Cruise is restricted to invited speakers/guests and presenting author.

Help Desk Numbers

- Anoop Thomas : +919567864716
- Joish George : +919995406760
- Sandy Joseph : +919745367650
- Binu A. : +919746244867

Some tourist attractions in Kochi

- Marine Drive is a picturesque promenade in Kochi. It is built facing the backwaters, and is a popular hangout for the local populace.
- Fort Kochi – Famous for cantilevered Chinese fishing nets
- Hill Palace is the largest archaeological museum in Kerala, near Tripunithura.[6] It was the administrative office of Kochi Rajas.
- Mattancherry Palace, also known as the Dutch Palace, in Mattancherry, Kochi
- Jewish Synagogue, or the Paradesi Synagogue, is the oldest synagogue in the Commonwealth of Nations
- Santa Cruz Cathedral Basilica, a church built originally by the Portuguese and elevated to a Cathedral by Pope Paul IV in 1558
- Kochi International Marina: Kochi is an excellent stop for yachts, and the marina is placed ideally within the city, attached to the shoreline of the historic Bolgatty Palace Hotel in Bolgatty Island.
- Willingdon Island is a man-made island named after Lord Willingdon, a former British Viceroy to India.
- Museum of Kerala History, Edappally: Important scenes of Kerala history are portrayed through sculptures.
- St.Francis Church, originally built in 1503, is the oldest European church in India

Around Kochi

- Athirappilly Falls (Film Shooting Location – Guru, Bahubali etc) is in the neighboring Thrissur district and is around 60 km from Kochi.
- Alappuzha Backwaters (Famous for House Boats) is around 70 km from Kochi.
- Cherai Beach is a beach is just 30 km from Kochi.
- Kalady is a popular pilgrim center because it is the birthplace of Sri Adi Sankara, one of India's foremost philosopher-saints who preached the Advaita or monastic philosophy.
- Bhoothathankettu is a dam and tourist site. It is situated in the village of Pindimana, about 50 km from the Kochi.
- Paliyam Palace,Chendamangalam is about 42 km from Kochi.
- Munnar (Famous for Tea Gardens), 120 Kms from Kochi